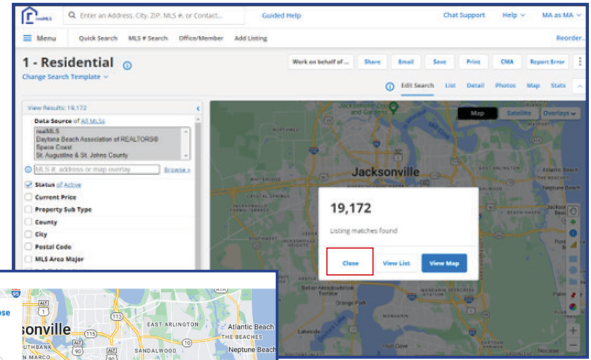


CREATE RADIUS FROM ADDRESS

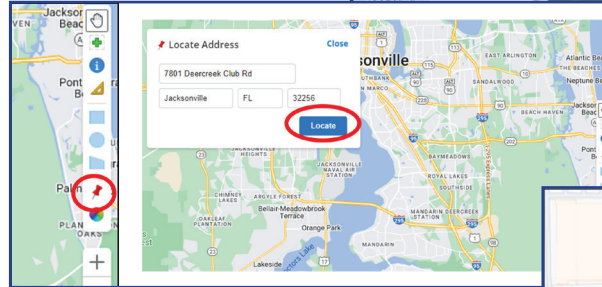
Step 1

Open Quick Search from the menu or favorites bar. Close the pop-up to access the map and tools.



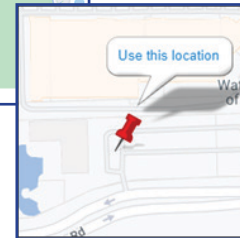
Step 2

On the map, click the *red pushpin* to open the Locate Address box. Enter the address, then click *Locate*.



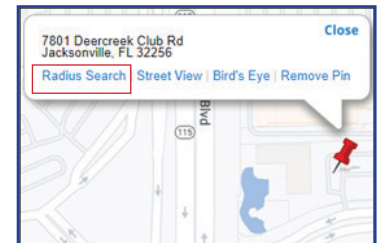
Step 3

Flexmls will automatically place a pin on the parcel. If the placement is correct, click *Use this location*. If not, adjust the pin as needed, then click *Use this location*.



Step 4

Click *Radius Search*, enter your desired distance from your address (the default is 1.0 miles), then click *Create Radius*.



Step 5

A radius is now created around the address. Now, you can apply filters that will only affect this area.

